




PLANT CAPACITY

The capacity of new generating plant installed and taken into service in Escom's power stations during

1967, and the capacity of boilers and turbo-generators under construction or on order at the end of the year are given in the table below.

	Plant taken into service in 1967		Plant under construction or on order at 31-12-67	
	Boilers lb/hr	Generators kW	Boilers lb/hr	Generators kW
Cape Western Undertaking				
Salt River No. 2 Power Station	780,000	120,000	—	—
Border Undertaking				
West Bank No. 2 Power Station	210,000	20,000	210,000	20,000
Natal Undertaking				
Ingagane Power Station	900,000	100,000	1,800,000	200,000
Rand and O.F.S. Undertaking				
Camden Power Station	5,400,000	800,000	9,000,000	800,000
Grootylei Power Station			7,110,000	800,000
Hendrina Power Station			6,800,000	800,000
Arnot Power Station			7,932,000	1,050,000
	7,290,000	1,040,000	32,852,000	3,670,000

PLANNED EXPANSION OVER THE NEXT FIVE YEARS

		1968	1969	1970	1971	1972	
	GENERATING PLANT (MEGAWATTS)	500	820	322	1460	550	
	TRANSMISSION LINES (MILES)	400 kV	142	328	684	514	429
		275 kV	78	70	140	210	—
	TRANSMISSION LINES (MILES)	132 kV	554	254	263	173	145